



# MCBA

MINNESOTA CENTER FOR BOOK ARTS  
**FALL 2018**

COMESTILL

till comes the resurrecting hook

HOOK

## Mark your calendar

### September 4

MCBA / Jerome Foundation Book Arts  
Mentorship Series VII  
Applications Due

### September 13

Open Book Open House

### September 14

Twin Cities Zine Fest Kickoff Reading

### October 17

Opening reception for  
*Quilt, Not Quilt: The Afterlife*

### November 9

Opening reception for  
MCBA/Jerome Foundation Book Arts  
Fellowship Series XIV

### November 15

Give to the Max Day

### November 30 - December 1

New Editions: Browse and Collect  
Recent Book Arts

### December 1

Winter/Spring class registration  
begins

### December 14

Opening reception for  
*raw: Work by MCBA's Artist Co-Op*

For more information on these  
events, visit [mnbookarts.org](http://mnbookarts.org).

Cover: detail of *Fragment* by Beth Lee featuring  
the poem by Amy Lowell from *Formation: A  
Juried Exhibition of the Guild of Book Workers*

This spread: detail of *Tilt the Black Flagged  
Streets* by Ken Campbell from *Freud on the  
Couch: Psyche in the Book*

# MCBA MEMBER PROFILE



**Rick Baker**  
MCBA member since 2001

**You're a long-time member and supporter of MCBA. Why do you choose to stay involved?**

I liked what I saw at MCBA, and wanted to help support the organization. It was partly as a nod to my friend (I often get birthday gifts for her from MCBA), but it was also a call-back to my early years in Detroit, where my family had been involved in various aspects of the newspaper business since the 1870s. My great-grandfather was promoted from the print room to ultimately become General Manager of what's now the Detroit News at the turn of the previous century, my grandfather spent his working career in advertising for the News, and my father had been a reporter with the News and later, when I was young, was the editor of a corporate newspaper. He used to take me along to the composing rooms where old fellows banged out lead type, and to the print room where massive rolls of newsprint came off the presses. I, too, am a word guy—once a paperboy; now a writer, reader, and lawyer—and was very affected by the tangible process of printing.

I continue to appreciate art in many forms. Even though I'm not an artist by avocation, I'm often deeply moved by it and want to support those who enrich my life with their work.

**"Even though I'm not an artist by avocation, I'm often deeply moved by it and want to support those who enrich my life with their work."**

**What do you think is special about book art that separates it from other art forms?**

Tangibility, of course. Many other art forms avoid—or at least discourage—touching, much less holding, works. On the flip side, in a way, is the fact that text is a more mediated form than some others. To fully appreciate the medium, the reader needs to understand and interpret the language as opposed to simply taking in the piece without language.

**Can you think of a certain MCBA experience that best exemplifies what you like most about the organization?**

I enjoyed taking my kids to MCBA before they grew up and moved away. We were able to do some hands-on creative stuff that one of my daughters still remembers fondly as a special day of bonding with her dad.

MCBA is, for me, an important part of the greater community. It makes me happy and proud to live in a place where art in many forms—and books in particular—is cherished and kept alive.

**Learn more about MCBA's Membership program by visiting [www.mnbookarts.org/membership](http://www.mnbookarts.org/membership)**

## Save the Date

### Open Book Open House

Thursday, September 13; 6-8pm  
Open Book

Join us for a special Open Book-wide open house! Drop by MCBA for free hands-on book arts activities like letterpress printing and papermaking. Then visit our Open Book neighbors for more bookish activities. This event is free and open to the public.

### New Editions: Browse and Collect Recent Book Arts

Preview night: Friday, Nov. 30; 6-9pm  
Public sale: Saturday, Dec. 1; 10-4pm  
MCBA Main Gallery

Formerly *An Evening of Fine Wine and Fine Books*, this annual event is dedicated to celebrating and fostering the collection of book art. The curated offerings include something for everyone, from the most seasoned collector to the newest enthusiast, with items at a wide variety of prices.

New this year: join us for a special preview reception on Friday, November 30th. Get early access to the sale, learn more about collecting book art, and enjoy wine tastings and light refreshments.



**Homage (Diamond Stripe for Ann)**  
Katy Collier, part of *Quilt, Not Quilt*



### Quilt Not Quilt

T.J. Goerlitz, part of *Quilt, Not Quilt*

## Fall Exhibitions

MCBA's exhibitions shape and expand the field of book art. On view this fall:

### Freud on the Couch: Psyche in the Book

Open Book Cowles Literary Commons  
Through September 30, 2018

### Formation: A Juried Exhibition of the Guild of Book Workers

MCBA's Main Gallery  
Through October 21, 2018

### Quilt, Not Quilt: The Afterlife

Open Book Cowles Literary Commons  
October 12 – December 2, 2018

#### Opening reception

Wednesday, October 17; 6-8pm

### MCBA/Jerome Foundation Book Arts Fellowship Series XIV

MCBA's Main Gallery  
November 3 – January 27, 2019

#### Opening reception

Friday, November 9; 6-8pm

### raw: Work by MCBA's Artist Co-op

Open Book Cowles Literary Commons  
December 14 – February 3, 2019

#### Opening reception

Friday, December 14; 6-8pm

EXHIBITIONS  
AND EVENTS



Visit The Shop at MCBA for bookmaking supplies, zines, greeting cards, artist books, fine art prints, handmade gifts, and more!

Your purchase helps support MCBA's mission. As a nonprofit 501(c)3, MCBA relies on income from The Shop to help engage thousands of people a year in the book arts—from artists and adult learners to children and families.

We are proud to be able to offer the work of over 300 consignment artists in The Shop. Artists' work includes hand printed cards, broadsides, prints, journals, zines, and fine art collector books. When you purchase a piece of consignment art in The Shop, you are directly supporting artists. That's a purchase you can feel good about!

# THE SHOP AT MCBA

Monday: 9:30am—6:30pm  
 Tuesday open late: 9:30am—9pm  
 Wednesday: 9:30am—6:30pm  
 Thursday: 9:30am—6:30pm  
 Friday: 9:30am—6:30pm  
 Saturday: 9:30am—6:30pm  
 Sunday: 12 noon—4pm



## Open Studio

MCBA's Open Studio programming is designed to provide artists with regular, low-cost access to studios and equipment outside of workshops. Work on your own projects in our well-equipped bindery, wet studios, print studio or composition room and enjoy the fellowship and camaraderie of fellow artists. Studio Monitors are available to answer questions or help with equipment, but **participants must have adequate training to work independently in the area(s) they wish to utilize.** Open Studio sessions are not eligible for Certificate credit.

A \$15 (\$10 members) hourly rate is available for same day, in-person registrations, subject to availability

*Please note that there are no Open Studio sessions on 12/18 or 12/25.*

### Open Studio: Letterpress

Tuesdays; 3–9pm  
\$50 (\$45 members)

Set type, make polymer plates, and print on MCBA's presses. Press reservations are first-come-first-served. Fee covers inks and solvents; supply your own paper.

### Open Studio: Bookbinding

Tuesdays; 3–9pm  
\$50 (\$45 members)

Fee covers use of binding tools and cutting equipment, plus some consumables (thread and PVA). Supply your own bookboard, cloth, paper, and other needs. Completion of **Cutting Equipment Training** is required before using the bindery cutting equipment independently. Check our website for monthly training dates and times.

### Open Studio: Screen printing

Tuesdays; 3–9pm  
\$50 (\$45 members)

Prep screens, expose and print in MCBA's darkroom and print studio. Fee covers screen use and emulsion; supply your own paper and inks.



### Open Studio: Paper Beater

Tuesdays; 3–9pm  
\$50 (\$45 members)

Beat fibers for future sheet-forming. Beater reservations are first-come-first-served. Pre-weigh and pre-soak all fibers to be beaten. If not already trained on beater operation, maintenance, and cleaning, registrants must first attend a monthly **Paper Beater Training** session; check our website for dates and times.

### Open Studio: Papermaking

Tuesdays; 3–9pm  
\$50 (\$45 members)

Get into the vat and pull sheets from your previously beaten fiber, or beat your fiber Saturday morning, then pull sheets in the afternoon. Supply your own pigments, retention agent, and/or inclusions if desired. **Participants must register at least two days in advance. Beater availability is limited.**

### Open Studio: Marbling

Saturday, September 1; 10am–4pm  
Saturday, October 6; 10am–4pm  
Saturday, November 3; 10am–4pm  
Saturday, December 1; 10am–4pm  
\$45 (\$40 members) + \$15 supply fee

Fee covers use of 16 x 20" tanks of carrageenan, alum, brushes, cups, and eyedroppers; supply your own paints and paper. **Participants must register at least three days in advance.**

OPEN  
STUDIO

# FAMILY CLASSES



## Family Classes

Family Classes are hands-on opportunities for adults and children to enjoy together! Register online at [mnbookarts.org/family](http://mnbookarts.org/family) or call The Shop at **612 215 2520**.

### PRINTING! PRINTING! PRINTING!

with Ellen Ferrari

Saturday, October 13; 10am-12noon  
Adult/child pair: \$32 (\$29 members) + \$6 supply fee.

Additional participants (adult or child):  
\$16 (\$14.50 members) + \$3 supply fee

**For families w/children ages 2 and up**

Sit in a circle for *Shape Spotters* by Megan E. Bryant and print pictures with geometric shapes. Print patterns with crazy objects. Print recipe cards with fruits and vegetables. Print bookmarks with an alphabet stamp you make. And print with a stamp that rolls down the table! Dress for mess.

## Printed Holiday Notecards

with MCBA Staff

Saturday, November 24; 12:30-4pm

Adult/child pair: \$50 (\$45 members) + \$10 supply fee.

Additional participants (adult or child):  
\$25 (\$22.50) + \$5 supply fee

**For families w/children 1st grade & up**

Embrace your holiday spirit by making your own cards this year! Adult/child(ren) pairs will create notecards with a festive image and letterpress greeting, while learning to use the platen and Vandercook presses. Students will design their own holiday images and choose text from a variety of messages.

## Magical Kingdom of Book Arts

with Ellen Ferrari

Saturday, December 8; 10am-12noon

Adult/child pair: \$32 (\$29 members) + \$6 supply fee

Additional participants (adult or child):  
\$16 (\$14.50 members) + \$3 supply fee

**For families w/children ages 2 and up**

Rally royalty for Jean Gralley's *Yonderfel's Castle* and then build a pop-up castle book of your own! Make a magic wand-on-a-stick book for your court magician. Fold a dragon book as tall as you to guard the drawbridge. And create a crown-in-your-pocket book to wear at your court occasions.

## Handmade Paper Ornaments

with MCBA Staff

Saturday, December 8; 10am-12noon

Adult/child pair: \$50 (\$45 members) + \$10 supply fee

Additional participants (adult or child):  
\$25 (\$22.50 members) + \$5 supply fee

**For families w/children 1st grade & up**

Make a collection of 3D ornaments with colorful paper pulp and sparkly inclusions to hang on your tree or in your room.



## Preschool Book Arts

with Ellen Ferrari

Get a jump on literacy in interactive preschool book arts classes with Ellen Ferrari. Children and adults work together to make paper, print patterns, shapes and letters and construct colorful books in a fun environment. Each class begins by reading a story and continues by investigating examples produced by working artists. Vocabulary, tools and processes will also be introduced. Dress for mess.

Adult/child pair:

\$15 (\$13.50 members) + \$2 supply fee

Additional participants (adult or child):

\$8 (\$7 members) + \$1 supply fee

For families with children ages 3 to 5

### Wacky Food Books

Thursday, October 4; 1:30-2:30pm

### Object Printing Crazy Shapes

Thursday, October 11; 1:30-2:30pm

### Printing Press ABCs

Thursday, October 18; 1:30-2:30pm

### Papermaking Fall

Thursday, October 25; 1:30-2:30pm

# YOUTH CLASSES



**September 8**

## **Stamping Your Mail Art**

Learn how to create unique images and carve them into stamps to personalize your mail.

**October 13**

## **Pop-up Dragons**

Create a dragon pop-up and design a fantasy home that is the perfect environment for your dragon.

**November 10**


## **Silly "WANTED" Posters**

Do you ever cheat on board games or sneak cookies? Use a printing press to create a "WANTED" poster of yourself.

**December 8**

## **Handmade Paper Ornaments**


Make a collection of 3D ornaments with colorful paper pulp and sparkly inclusions to hang on your tree or in your room.



## **Dirty Works for Kids**

Hey kids! Get your hands dirty and explore the creative world of book arts! Join us for **Dirty Works for Kids**, MCBA's new series of second-Saturday classes for youth 7-12 years old. Parents and guardians are welcome to attend, but must register separately.

Each class is held from **1-3pm** and is \$35 + \$5 supply fee for each individual who participates. Register at [mnbookarts.org/dirty-works-for-kids](http://mnbookarts.org/dirty-works-for-kids) or call 612 215 2520.



## Dirty Works for Adults

Escape the digital world, get your hands dirty and **make something!** Join us for **Dirty Works**, MCBA's series of first-Friday casual classes for adults. These hands-on art-making activities are designed for the creatively curious, no experience required. Activities run concurrently; register for one, not all three.

Each class kicks off with a Happy (Half) Hour at 5:30pm followed by the class from **6-8pm**. Each Dirty Works class is \$35 + \$5 supply fee. Register at [mnbookarts.org/dirtyworks](http://mnbookarts.org/dirtyworks) or call 612 215 2520.

### September 7

#### Paste Papers

with Anna Shepard

Play with color and pattern while creating decorative papers using paste, acrylic paints, and unique tools.

#### Pop-ups

with Olli Johnson

Combine dimension, movement, and interactive elements in your book works while learning fundamental folding and assembling technique.

#### Tiny Toothpick Journal

with Georgia A. Greeley

Learn to use a piano hinge and simple toothpicks to make small books using no or minimal glue.

### October 5

#### Simple Sewn and Folded Books

with Anna Shepard

Learn basic materials, tools, and skills involved in bookbinding while exploring simple folded and sewn bindings.

#### Gelli Plate Printing

with Erin Maurelli

Gelli plate printing uses a gelatin substrate for printing by hand; no presses! Create beautifully textured images using acrylic paint and stencils.

#### Day of the Dead Skull

with Kathleen Sheridan

Learn how to fold an origami skull to create a three-dimensional, custom-decorated Day of the Dead portrait.

### November 2

#### Screen Printing

with Michelle Lee Lagerroos  
& Kirsten Olson

Learn the basics of screen printing while creating your own unique print on a t-shirt and paper!

#### Letterpress Printed Exquisite Corpse Poster

with Laura Brown

Starting with a round of the surrealist parlor game exquisite corpse, the group will choose the best collaged phrases to set in type and print on the Vandercook press.

#### Accordion Sampler

with Jill Weese

Experiment with a variety of book arts techniques in one beautiful hardcover accordion book.

### December 7

#### Paper Marbling

with Suzanne Hughes

Try your hand at "throwing" color and building patterns to decorate cards, journals, or other papercrafts.

#### Origami Stars

with Kathleen Sheridan

Learn the basics of folding while making a variety of origami stars which can be used as ornaments or strung together to create a garland.

#### Painting on the Press

with Ruby Figueroa

Experience letterpress printing on a Vandercook press! Print a poster using cuts and wood type, use hand brayers to ink the forms, and create a unique and varied edition of prints.

ADULT  
CLASSES

# ADULT CLASSES



Register for workshops online at [mnbookarts.org/adult](http://mnbookarts.org/adult) or call The Shop at **612 215 2520**.

Supply fees cover workshop materials and expendable studio supplies such as solvents, rags, waste disposal, safety supplies, and small tools. Sales tax is included in the total.

Adult classes are eligible for credit toward MCBA's Core or Advanced Certificate in Book Arts. Certificate enrollees qualify for exclusive benefits such as early registration discounts. For more information, visit [mnbookarts.org/certificate](http://mnbookarts.org/certificate).

## **Intro to Marbling (Section A)** with Heather RJ Fletcher

Sunday, September 2; 10am-4pm  
\$95 (\$85 members) + \$25 supply fee  
**Certificate: 6 hours, Category A**

Experience the magic of marbling! Learn the basic process of marbling with acrylics, including recipes for the various components of the process. Make four basic patterns (stones, moire/waved, git-gel, and nonpareil), explore seasonal color palettes, and take home your own marbled papers.

## **Introduction to Screen Printing** with Michelle Lagerroos and Kirsten Olson

Wednesdays: September 5, 12, 19, 26,  
October 3, 10; 6-9pm  
\$290 (\$260 members) + \$65 supply fee  
**Certificate: 18 hours, Category A or D**

Focus on the basics of screen printing and gain the fundamental knowledge necessary to explore and experiment on your own. In MCBA's darkroom and screen printing studio, participants will learn the basics of design, screen exposure, ink and multi-color printing. Design demos will include hand-drawn images, photocopies, and hand-cut stencils. Printing demos will include registration techniques, ink mixing, and successful printing tips for paper, fabric, and apparel. This workshop is perfect for those who are new to the process or for those who want to continue building their skills in screen printing. Screen printers from beginner to advanced are welcome!

## **Letterpress I** with Ruby Figueroa

Thursdays: September 6, 13, 20, 27,  
October 4, 11; 6-9pm  
\$290 (\$260 members) + \$65 supply fee  
**Certificate: 18 hours, Category A;  
fulfills letterpress requirement**

This introductory workshop offers you a thorough introduction to typesetting and presswork. Essential for any beginning printer or printmaker, this class will cover the basics of Vandercook press operation, studio tools and procedures, typography, image-making techniques, and edition printing. Perfect for beginners or those who wish to gain additional experience with presses. This class is a prerequisite for Letterpress II.

## Beginning Book Repair

with Jana Pullman

Sat-Sun, September 8 & 9; 10am-5pm  
\$220 (\$200 members) + \$30 supply fee

**Certificate: 14 hours, Category A or B**  
**Intro to Binding recommended**

Where do you to start with your collection of books that need some repair? With this course we will learn about the materials and adhesives used in repair and some simple techniques such as cleaning paper and cloth, tear mends, end sheet repair and replacement, reattaching loose or torn out pages, and repairs to corner and spines. Bring three books in need of repair to the first class (no leather).

## Introduction to Binding

with Jana Pullman

Mondays: September 10, 17, 24,  
October 1; 6-9pm

\$195 (\$175 members) + \$40 supply fee

**Certificate: 12 hours, Category A;**  
**fulfills bookbinding requirement**

Learn several binding styles and basic skills, plus important fundamentals of materials, equipment and techniques. Make an accordion with a pamphlet stitch, a long stitch binding, and a multi-signature case binding. Simple tools and methods will be used and discussed so each student can continue working at home.

## Introduction to Western Style Papermaking

with Sarita Zaleha

Sat-Sun, September 15 & 16;  
10am-5pm

\$220 (\$200 members) + \$35 supply fee

**Certificate: 14 hours, Category A or D;**  
**fulfills core papermaking requirement**

Learn the tools, terminology, and procedures of Western-style papermaking as we process cotton and abaca fibers in the Hollander beaters, use moulds and deckles to form sheets, and explore traditional drying techniques. Then we will add pigments, inclusions, and/or sizing. Focus will be on consistent sheet formation and a grounding in materials and technique.



## Intaglio Processes: Drypoint

with Zach Cramer

Saturday, September 15; 10am-4pm

\$95 (\$85 members) + \$40 supply fee

**Certificate: 6 hours, Category D**  
**Beginners welcome**

Intaglio printmaking is a highly versatile medium utilized by artists in all fields as a direct process that encourages a rich variety of marks, tonal surfaces, and layer interaction. This course will demonstrate various drypoint techniques and processes for executing small fine art editions. Processes covered will include; direct drawing, creating tonal areas, wiping, and printing.

## Non-Adhesive Bindings: Elegance Without Glue

with Sue Bjerke

Saturday, September 15, 9am-5pm and

Sunday, September 16, 12-4pm

\$195 (\$175 members) + \$50 supply fee

**Certificate: 12 hours, Category A or D**  
**All skill levels welcome**

Non-adhesive bindings are simple yet elegant choices for small editions and artist's books. Make four bindings: a two-section pamphlet stitch with ribbon closure, an Asian stab binding, the dos equis binding, and a chevron long-stitch book. Explore material and design options with a variety of decorative papers for covers and text papers for book blocks. More alternative forms may be discussed.


## Introduction to Design: Color and Composition

with Laura Brown

Sat-Sun, September 22 & 23; 9am-4pm  
\$220 (\$200 members) + \$65 supply fee

**Certificate: 14 hours, Category A;**  
**fulfills core design requirement**

Developing a visual language is essential for any artist. This two-day workshop will provide participants with a framework for creating images through exercises that emphasize experimentation and play. With a focus on color relationships and their effect on composition, methods will include collage, drawing, watercolor painting, and rubber stamp carving, and printing.



## Dimensional Papermaking

with Bridget O'Malley

Wednesdays: September 26, October 3,  
10, 17, 24; 6-9pm

\$240 (\$220 members) + \$65 supply fee

**Certificate: 15 hours, Category A or B;**  
**fulfills core papermaking requirement**

Learn techniques for working with both Eastern and Western fibers to create three-dimensional work. Participants will have access to fibers including cotton, abaca, kozo, and flax and will learn to use a variety of plaster molds and armatures to create paper forms and volumes, as well as flexible molds which can be used to manipulate paper into a variety of shapes.

## D.I.Y. Bindery Tools

with Sue Bjerke

Saturday, September 29; 9am-5pm

\$130 (\$115 members) + \$40 supply fee

**Certificate: 8 hours, Category D**

Outfit yourself for binding at home! Students will make a collapsible punching cradle, studio weights, press boards, two awls, and a case for binding needles—all essential tools for successful bookmaking. Boxmaking experience helpful but not required.

## Letterpress II

with Laura Brown

Mondays: October 1, 8, 15, 22, 29,  
November 5; 6-9pm

\$290 (\$260 for MCBA members) + \$65  
supply fee

**Certificate: 18 hours, Category B**

Become proficient on the Vandercook press while creating one collaborative class project and one self-directed project. Acquire technical skills with edition printing, mixing custom ink colors, roller height adjustment, and tympan change. Explore the making of books—sequence and narrative, page layout, image and text interplay, typography, and other considerations that go into producing a small book.

## Intermediate Book Repair

with Jana Pullman

Sat-Sun, October 6 & 7; 10am-5pm

\$220 (\$200 members) + \$30 supply fee

**Certificate: 14 hours, Category B or C**  
**Introduction to Binding or**  
**Beginning Book Repair required**

The cover of a book takes on a lot of wear and tear over time. This course will focus on repairs to cloth covers. We will work with spine reinforcements, rebacking and reattaching loose covers. Bring three books in need of repair to the first class (no leather).

## **Cartonnage: Variations on Box Design**

With Sue Bjerke

Saturday, October 13; 9am-5pm  
\$130 (\$115 members) + \$20 supply fee

**Certificate: 8 hours, Category D**  
**Experience helpful but not required**

Modern cartonnage grows out of the long standing French tradition of covering small, unique containers with marbled papers and decorative materials. Create two boxes with lids, one with curved ends and the other with angled ends, to demonstrate how one basic structure can be developed into a variety of boxes and containers. Learn/review the basics of cartonnage design and construction using various boards, measuring, cutting, and applying decorative papers.



## **Polymer Platemaking for Letterpress**

with Erin Maurelli

Sat-Sun, October 13 & 14; 10am-4pm  
\$195 (\$175 members) + \$65 supply fee

**Certificate: 12 hours, Category B**  
**Letterpress I or equivalent required**

Turn digital files, line drawings and more into polymer! Learn about the use and operation of MCBA's polymer platemaker, analog and digital negatives creation, options for digital file preparations, and use of plates on the Vandercook press.

## **Knife Sharpening for Leather Paring**

with Sue Bjerke

Monday, October 15; 6-9pm  
\$55 (\$50 members) + \$45 supply fee  
**Certificate: 3 hours, Category D**  
**All skill levels welcome**

Learn to set the bevel and hone your leather knife to a finished edge ready to pare leather for bookbinding. Supply fee includes a paring knife and a honing apparatus of abrasive papers which can be used to maintain a fine edge. Required for Advanced Binding II: Full Leather Binding.

## **Diffusion Dither to Vector Line Art: Digital File Preparation for Platemaking**

with Kevin Brown

Thursdays: October 18, 25,  
November 1, 8; 6-9pm  
\$195 (\$175 members) + \$25 supply fee  
**Certificate: 12 hours, Category B**  
**General letterpress knowledge required**

From etchings to photographs, learn how to achieve optimal results in translating imagery into photopolymer plates for letterpress. Explore a variety of options for digitally preparing your imagery for letterpress printing, including scanning and converting grayscale images to bitmaps, alternative methods of halftoning such as diffusion dithers, and strategies for color separations. While primarily a computer class, participants will get an opportunity to image film and make a 5 x 7 inch polymer plate.

## **Intro to Marbling (Section B)**

with Heather RJ Fletcher

Saturday, October 20; 10am-4pm  
\$95 (\$85 members) + \$25 supply fee  
**Certificate: 6 hours, Category A**


Experience the magic of marbling! Learn the basic process of marbling with acrylics, including recipes for the various components of the process. Make four basic patterns (stones, moire/waved, git-gel, and nonpareil), explore seasonal color palettes, and take home your own marbled papers.

## Little Boxes

with Jody Williams

Saturday, October 20; 9:30am-5pm &  
Sunday, October 21; 12-5pm  
\$200 (\$180 members) + \$40 supply fee  
**Certificate: 12.5 hours, Category A**  
**Great for beginners**

Get beyond cute and create small, well-crafted containers to put those tiny things in order. Adapting materials and processes for working small has been the focus of the instructor's own work for many years. These intricate skills, along with traditional boxmaking techniques, will be used to make four different little boxes out of bookbinders' board and paper: a cube with a detachable lid, a cigar-style box with a hinged lid, a double match box, and a portfolio box. This course covers material selection, precise measurement, and preparation, as well as ideas for tiny things to put in boxes.



## Paper Marbling: Patterns I (A)

with Sally Power

Sunday, October 21; 9am-3pm  
\$95 (\$85 members) + \$25 supply fee  
**Certificate: 6 hours; Category B or D**  
**Marbling experience required**

Patterns are an essential technique of marbling. This workshop will focus on patterns, such as nonpareil, chevron, and their variations. Learn how a single traditional marbling pattern is a starting point for multiple variations. Experiment with patterns and begin to build your technique and palette with guidance from a seasoned practitioner. Take home marbled paper samples as well as a handout. This workshop is a prerequisite for Patterns II.

## Advanced Bookbinding I: Half-Bound Leather

with Jana Pullman

Mondays: October 22, 29, November 5, 12, 19; 6-9pm  
\$240 (\$220 members) + \$80 supply fee  
**Certificate: 15 hours, Category B or C**  
**Intro to Binding or equivalent and Knife Sharpening for Leather Paring required**

This class will introduce using leather in bindings. Students will sew a blank book on sunken cords with a tube spine lining to make a smooth rounded back to this binding. The binding will be finished with a leather covered spine and corners and hand marbled paper. The class will concentrate on the tools and techniques used with leather binding, including sharpening knives, paring leather and adhesives. Previous binding experience required.

## Intro to Book Arts (Section A)

with Laura Brown and Ruby Figueroa

Sat-Sun, October 27 & 28; 9am-4pm  
\$220 (\$200 members) + \$50 supply fee  
**Certificate: 14 hours, Category A**

A perfect introduction to book arts! First, get your feet wet in the paper studio, exploring the Western tradition of papermaking. Next, use screen printing to layer colors and shapes in a collaborative project. Investigate letterpress as you set type and create prints on the Vandercook press. Finally, bind a selection of your handmade and printed papers together into simple folded and pamphlet-stitched books. Focusing on several techniques, this class is perfect for experimentation and play across disciplines while exploring the relationship between material and process.

## Book Arts Seminar with Multiple Instructors

Saturday, November 3; 9:30am-4pm  
\$100 (\$90 members) + \$5 supply fee;

**Certificate: 6.5 hours;**  
**fulfills seminar requirement for**  
**Advanced Certificate**  
**All skill levels welcome**


Designed for those enrolled in the Advanced Certificate program, the Book Arts Seminar may be of interest to anyone looking for a stronger contextual understanding of contemporary book arts. This class combines readings, discussions, and lectures on various topics ranging from the development of book structures to the nuts and bolts of professional practices. Artists will deliver lectures on their areas of expertise.

## Japanese-inspired Visual Journals with Sheila Asato

Sat-Sun, November 3 & 4; 10am-4pm  
\$195 (\$175 members) + \$40 supply fee

**Certificate: 12 hours; Category B or D**  
**All levels welcome**

Visual journals are a wonderful tool for getting the creative juices flowing, developing new ideas and exploring materials and methods from other cultures. In this class, you will start by making a Japanese stab-binding journal. Then you learn a variety of ways to use Japanese papers into your visual journal process. These will include chigiri-e (washi paper collage), kiri-e (paper cutting), monkiri (circular patterns) and simple Asian brushwork exercises utilizing watercolor and sumi ink. By the end of the class, you will have a basic understanding of how to use a variety of Japanese materials that you will be able to continue experimenting with on your own long after the class has ended.



## Experimental Print Techniques with Julie Baugnet

Saturday and Sunday, November 3 & 4;  
10am-4pm

\$195 (\$175 members) + \$20 supply fee

**Certificate: 12 hours; Category B or D**  
**Beginners welcome**

Discover simple print techniques for making multiples using two different presses: the etching press and the Showcard sign press. Learn non-toxic printmaking techniques that involve alternatives to traditional etching and printing with water-based inks. Experiment with techniques in mark making, roller printing, blind embossing, and watercolor monotype printing which provide immediate results and promotes spontaneity in your process. These quick, inventive techniques are designed to inspire your next print or book project.

## Paper Marbling: Special Effects with Sally Power

Sunday, November 4; 9am-3pm  
\$95 (\$85 members) + \$25 supply fee

**Certificate: 6 hours; Category B or D**  
**Introduction to Marbling or equivalent required**

Go beyond patterns and explore a range of marbling techniques that create special effects! These techniques include: moiré and Spanish moiré, which make the marbled sheet look as if it's folded or underwater; and over-marbling, which adds depth and complexity to the patterns. Methods for using white space and marbling on colored paper will also be explored.

## Intro to Book Arts (Section B)

with Laura Brown and Ruby Figueroa


Wednesdays: November 7, 14, 28,

December 5; 6-9pm

\$195 (\$175 members) + \$50 supply fee

**Certificate: 12 hours, Category A**

A perfect introduction to book arts! First, get your feet wet in the paper studio, exploring the Western tradition of papermaking. Next, use screen printing to layer colors and shapes in a collaborative project. Investigate letterpress as you set type and create prints on the Vandercook press. Finally, bind a selection of your handmade and printed papers together into simple folded and pamphlet-stitched books. Focusing on several techniques, this class is perfect for experimentation and play across disciplines while exploring the relationship between material and process.



## Crossed-Structure Binding

with Sue Bjerke

Wednesday, November 7; 6-9pm

\$55 (\$50 members) + \$30 supply fee

**Certificate: 3 hours, Category D**

This softcover binding offers endless combinations for weaving and stitching. Paper strips are sewn to the cover making a sturdy journal that opens flat for ease of use. Covers can be cut from the same color paper or from a contrasting sheet creating infinite possible combinations. Elements of design and variation will be discussed as we make a 4x6" journal. This will be a versatile addition to your binding repertoire and makes a unique gift.



## Charting an Art Practice

with Regula Russelle

Thursdays: November 8 & 15; 6-8pm

\$75 (\$65 members) + \$5 supply fee

**Certificate: 4 hours, Category C or D**

All artists, from professional to amateur, grapple with: how to make room for artmaking in our daily lives, how to respect our limitations and make peace with uncertainty, how to create realistic goals and work toward them, and how to connect with an audience. This workshop explores how to shape a life in the arts through writing, "map making," conversation, and considering examples.

## Western Style Papermaking with a Focus on Color

with Bridget O'Malley

Sat-Sun, November 10 & 11;

10am-5pm

\$220 (\$200 members) + \$35 supply fee

**Certificate: 14 hours, Category A or D, fulfills core papermaking requirement**

Learn the tools, terminology, and procedures of Western-style papermaking as we process cotton and abaca fibers in the Hollander beaters, use moulds and deckles to form sheets, and explore traditional drying techniques. Then we will up the ante by adding dyes, pigments, inclusions, and/or sizing. Focus will be on consistent sheet formation and a solid grounding in materials and technique.

## Kirie: The Japanese Art of Paper Cutting

with Sheila Asato

Sat-Sun, November 10 & 11;

10am-4pm

\$220 (\$200 members) + \$15 supply fee

**Certificate: 12 hours, Category D**

Explore the Japanese art of Kirie (paper cutting), which has been experiencing a bit of a boom in Japan lately. Think of Kirie as drawing with an X-Acto knife. It is a very direct method of creating bold, satisfying designs in paper that work nicely in books, as well as for printmaking. Through the practice of Kirie, participants will learn how to see the beauty of line, contrast and negative spaces in a new and dynamic way that will enliven their work in book arts and beyond. No previous drawing or art experience is necessary to enjoy this lovely art form.



## Drawn Versals and Filigree

with Kris MacDonald

Sundays: November 11 & 18; 1-4pm

\$95 (\$85 members) + \$15 supply fee

**Certificate: 6 hours, Category D**

Think about the wonderful versal letters you have admired at the beginning of book chapters. You will learn to draw them with a pencil and then paint them in with gouache. Next, add a bit of 15th century doodling, or filigree, to finish your versal. Perfect for a greeting card. Your color choices can make your letter appear historical or very modern.



## Soft Cover Bindings with Diamond Stitch Patterns

with Sue Bjerke

Saturday, November 17; 9am-4pm

\$110 (\$100 members) + \$20 supply fee

**Certificate: 7 hours, Category D**

Learn two decorative binding stitches which have elegant sewing patterns exposed at the spine. The two variations are the Diamond X and the Connected Diamond. This soft-cover binding can be adapted to any size book. Both the books are suited for use as journals or letterpress small editions and are a fine addition to your binding repertoire. Binding experience helpful but not required.

## Paper Marbling: Patterns I (B)

with Sally Power

Saturday, November 17; 9am-3pm

\$95 (\$85 members) + \$25 supply fee

**Certificate: 6 hours; Category B or D**

**Marbling experience required**

Patterns are an essential technique of marbling. This workshop will focus on patterns, such as nonpareil, chevron, and their variations. Learn how a single traditional marbling pattern is a starting point for multiple variations. Experiment with patterns and begin to build your technique and palette with guidance from a seasoned practitioner. Take home marbled paper samples as well as a handout. This workshop is a prerequisite for Patterns II.

# ADULT CLASSES

## **Weekend Intro to Letterpress**

with Sara R. Parr

Sat-Sun, November 17 & 18;

10am-6pm

\$250 (\$225 members) + \$65

**Certificate: 16 hours, Category A;**  
**fulfills Core letterpress requirement**

Jump start your letterpress printing with this weekend intensive! This workshop is perfect for those who want to try letterpress but don't have time for the six-week course or for rusty letterpress printers in need of a refresher. Learn the fundamentals of paper, ink and design. Then, hand set type, carve a simple linoleum cut, and print a small edition of broadside prints on MCBA's Vandercook presses.

## **Extreme Marbling**

with Sally Power

Sunday, November 18; 9am-3pm

\$95 (\$85 members) + \$25 supply fee

**Certificate: 6 hours, Category D**  
**Marbling experience required**

Focus on building marbling technique by creating patterns. Learn patterns that require manipulating the comb in a figure-eight shape as well as patterns created through use of a bouquet comb. Participants are encouraged to practice "pulling" patterns with guidance from a seasoned practitioner. Methods for developing your own patterns will also be discussed. Take home marbled paper samples as well as a handout. This workshop builds on techniques learned in Introduction to Marbling and Marbling: Patterns I.

## **Become a Member of MCBA**

As a member, you are part of a community that celebrates creativity, builds literacy, and bridges cultures through the book arts.


MCBA is a nonprofit organization that depends on the support of members to provide quality artistic, educational, and community programming. Members receive exclusive benefits, including 10% off workshop tuition and a 10% discount on most purchases at The Shop, plus special invites. Become a member or renew your membership today at [mnbookarts.org/membership](http://mnbookarts.org/membership).

**Student memberships start at \$24 annually, or become a sustaining member starting at \$4 a month!**

---

## **Planned Giving**

Make MCBA's programs and community part of your legacy. Remember Minnesota Center for Book Arts in your will or trust, or as a beneficiary of an IRA, 401(k) or insurance policy. Contact 612-215-2531 for more information.



## Certificate Programs

MCBA offers two Certificate programs of study to recognize dedicated adult students who complete significant coursework in the book arts and demonstrate knowledge and proficiency across book arts disciplines. These programs represent MCBA's dedication to training and supporting the next generation of book artists.

Enrollment in MCBA's Certificate program is free, and enrollees receive a variety of benefits and registration discounts. For more details on eligibility and the enrollment process, visit [mnbookarts.org/certificate](http://mnbookarts.org/certificate).

## Private workshops and tours for youth and adults

Guided tours and private workshops make great outings for community organizations, Girl and Boy Scout troops, youth groups, college classes, and even corporate retreats. Take a guided tour or plan a custom hands-on book art workshop in one of our studios! For pricing info and scheduling inquiries for adult groups, please call 612 215 2526. For youth groups, please call 612 215 2529.

## Opportunities for artists

Supporting artists at all points in their career is an integral part of MCBA's mission. Our artist programming includes: Artist Residency opportunities, open by competitive proposal to local, regional and international artists; an Artist Cooperative, offering studio and equipment access and fellowship for working artists; a biennial Book Arts Mentorship program and Fellowship project grants, both supported by the Jerome Foundation; The MCBA Prize, the first honor to recognize excellence in book art from across the field and around the world; open-call exhibition opportunities; and many more. Visit [mnbookarts.org](http://mnbookarts.org) to learn more!

## How to get to MCBA

MCBA is located in the Open Book building, at 1011 Washington Ave. S. in downtown Minneapolis.

**BY BUS:** We are located on Metro Transit bus routes 7 and 22. The nearest stop is less than a block away at Washington and 11th.

**BY RAIL:** We are located five blocks east of the Downtown East / U.S. Bank Stadium light rail station.

**BY CAR:** Limited free parking is available in the Open Book lot adjacent to the building. Metered street parking, pay lots, and public ramps are also available within walking distance. Handicapped spaces are available in the Open Book lots near both entrances.

ENGAGE  
WITH MCBA

## Leading, supporting, and educating

A respected and dedicated champion of the field, **Minnesota Center for Book Arts** is the largest and most comprehensive center of its kind. We celebrate the book as a vibrant contemporary art form that takes many shapes. Our mission is **to lead the advancement of the book as an evolving art form.**

MCBA is committed to book art, artists and appreciators. Our mission is achieved through quality programs that serve a broad continuum of creators, learners, and admirers. We lead the field by promoting innovation, sustaining traditions, educating new enthusiasts, inspiring creative expression, and honouring artistic excellence. From the traditional crafts of papermaking, letterpress printing, and bookbinding to new methods of art-making and communication, MCBA supports the limitless creative development of book arts.

## Register for classes and workshops

**BY PHONE** at 612 215 2520  
**IN PERSON** at The Shop  
**ONLINE** at [mnbookarts.org](http://mnbookarts.org)

Browse our Classes and Workshops webpages, click the "Register" button to add the desired classes to your shopping cart, then check out. Online registration payments are processed through PayPal, but you do not need a PayPal account to register.

**Please make every effort to register at least one week in advance of any workshop.** Visit our Registration Policies webpage to view our cancellation/refund policy and other details.

MCBA believes that access to the arts and art education should be available to all individuals. We strive to make our facilities and programs accessible and enjoyable for all, and we are happy to provide special accommodations upon request.

This spread: Detail of manuscript from the Hill Museum & Manuscript Library,  
St. John's University

Back cover: detail of *Preface* by Summer 2018 Artist-in-Residence  
Kelly Taylor Mitchell

mine m  
v. n  
bis  
me. of  
domine  
& in nu  
faciem

**P**

ex ur q  
li uita  
us repu

ne  
as.



# MCBA

**MINNESOTA CENTER FOR BOOK ARTS**  
1011 WASHINGTON AVE S SUITE 100  
MINNEAPOLIS MN 55415

NONPROFIT ORG  
US POSTAGE PAID  
TWIN CITIES, MN  
PERMIT NO. 4237

RETURN SERVICE REQUESTED


**VISIT US:**

MONDAY 9:30am–6:30pm  
TUESDAY 9:30am–9pm  
WED–SAT 9:30am–6:30pm  
SUNDAY 12–4pm

**CONTACT US:**

612 215 2520  
[mcba.mnbookarts.org](http://mcba.mnbookarts.org)  
[www.mnbookarts.org](http://www.mnbookarts.org)

This activity is made possible by the voters of Minnesota through a Minnesota State Arts Board Operating Support grant, thanks to a legislative appropriation from the arts and cultural heritage fund. Additional support provided by Target, Wet Paint, other private funders, MCBA members and individuals like you. Printed by Daily Printing, Inc.



AN EMPLOYEE OWNED COMPANY